



# HWE

Horizontal Westco Pump



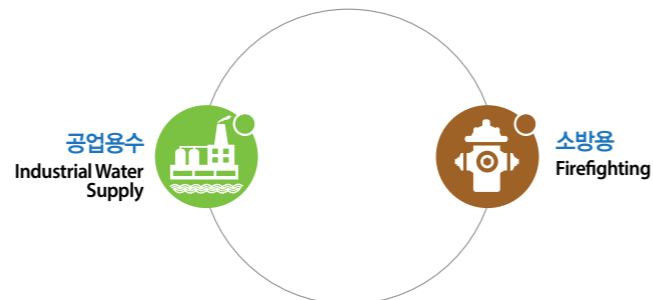
*Springs of Living Water*



## J

용도 Application	J 01
특징 Features	J 01
호칭 Model Designation	J 01
표준 사양 Standard Specification	J 01
선정도 Selection Chart (60Hz/1750RPM)	J 02
선정도 Selection Chart (50Hz/1450RPM)	J 03
조립 단면도 Sectional Drawing	J 04
외형도 & 외형 치수표 Outline Drawing & Dimension	J 05

## 용도 Application



## 특징 Features

- 01. 흡입과 토출이 일체형으로 된 간단한 구조로 배관 및 전동기 분해없이 펌프 분해조립과 유지보수가 용이
- 02. 소형, 고효율 펌프로서 설치가 쉽고 운전범위가 넓으며 내구성이 우수함
- 03. 마모부품(주축, 베어링, 패킹 및 카플링 등)의 표준화(기종별로 동일)로 호환성이 우수하고 유지보수가 용이함

- 01. Easy to disassemble/assemble the pump without disassembling pipe and motor due to compact structure that suction and discharge are in the single body
- 02. As the compact and high pressure pump, it is easy to install, has a wider operating range and is highly rugged.
- 03. Thanks to standardized wearable parts(main shaft, bearing, packing and coupling) for models of the same type, it has outstanding compatibility and is easy to maintain the pump.

## 호칭 Model Designation

# HWE 40 B

펌프 모델명 <b>HWE</b> Model Name	토출구경 <b>40</b> Discharge Diameter [mm]	전동기 동력표시 <b>B</b> Motor Power Indication
------------------------------------	--	--

## 표준 사양 Standard Specification

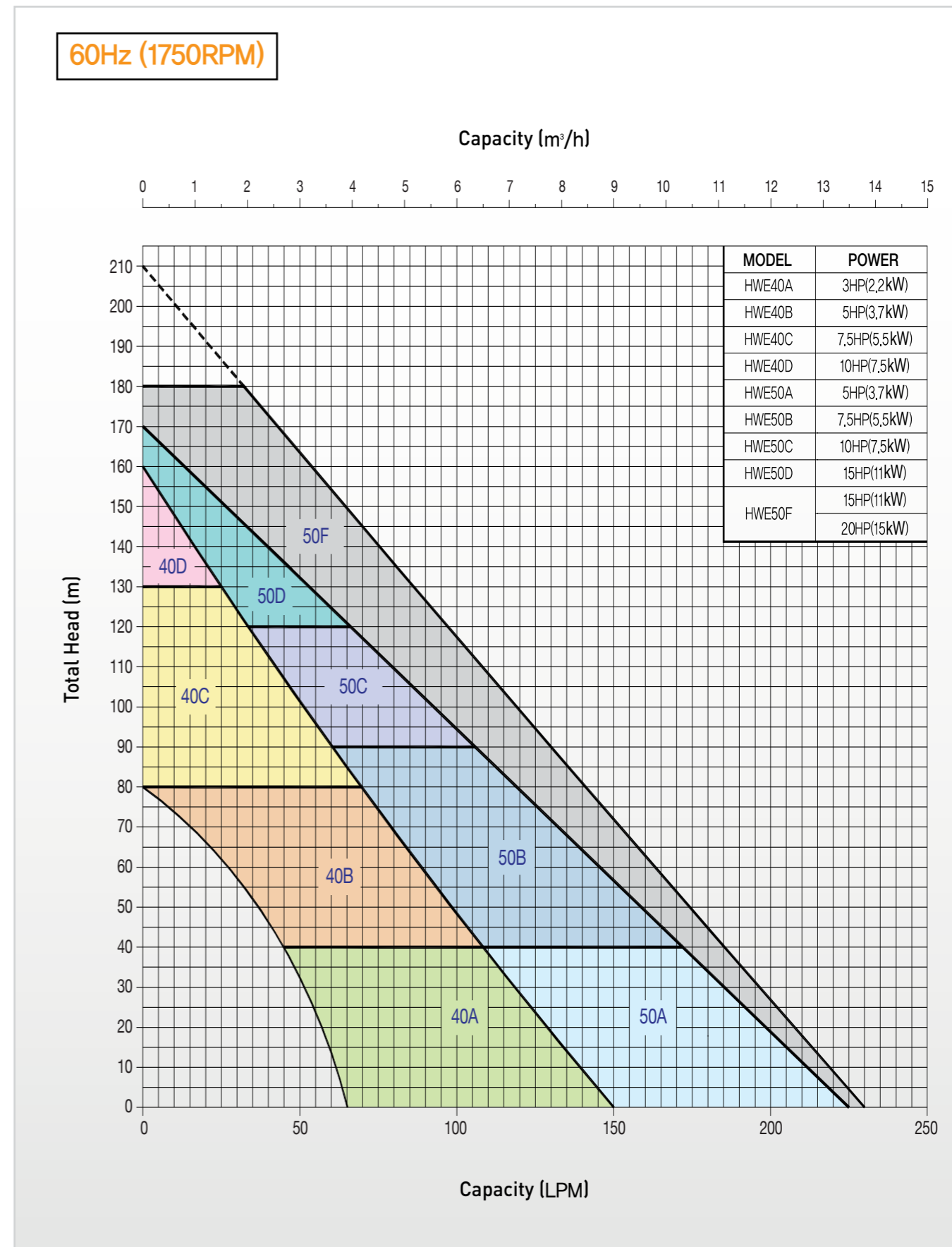
취급액	Applicable Liquid	청수 Clean Water (pH : 5.8 ~ 8.6) 0 ~ 90°C
유량 / 양정	Capacity / Head	1 ~ 13 m³/h / 10 ~ 180m
구경	Diameter	40 ~ 50 mm
회전방향	Rotation Direction	CW (구동기 측에서 펌프를 바라보았을 때) (From the Motor Side to the Pump)
구조 Structure	회전차 Impeller	터빈형 Turbine Type
	축봉타입 Shaft Seal	Packing (테프론 함침 탄화섬유) (Carbonized fibers impregnated with Teflon)
	베어링 Bearing	Ball Bearing
플랜지 Flange	Rating, Facing	KS B 1511 10K, FF
	Locating	
카플링	Coupling	물림형 카플링 Jaw Coupling
재질 Material	케이싱 Casing	GC200
	회전차 Impeller	HBsC3
	축 Shaft	SM45C (Option : STS304, etc)

### 선택사양 Option

- 접액부 재질 (조립단면도 선택사항 참고)
- 전동기 형식 (요구사항)
- 축봉장치 (요구사항)
- 커플링 (요구사항)
- 각종 계기류, Drain/Vent 배관 구성
- 흡토출 플랜지 방향 및 규격 (별도 문의요망)
- 도장사항 (요구사항)
- Material of the Liquid Contacting Part (Refer to the Specifications in the Sectional Drawing)
- Motor Type (Requirement)
- Shaft Seal (Requirement)
- Coupling (Requirement)
- Instrument, Drain/Vent Piping (Contact Us)
- Painting (Requirement)

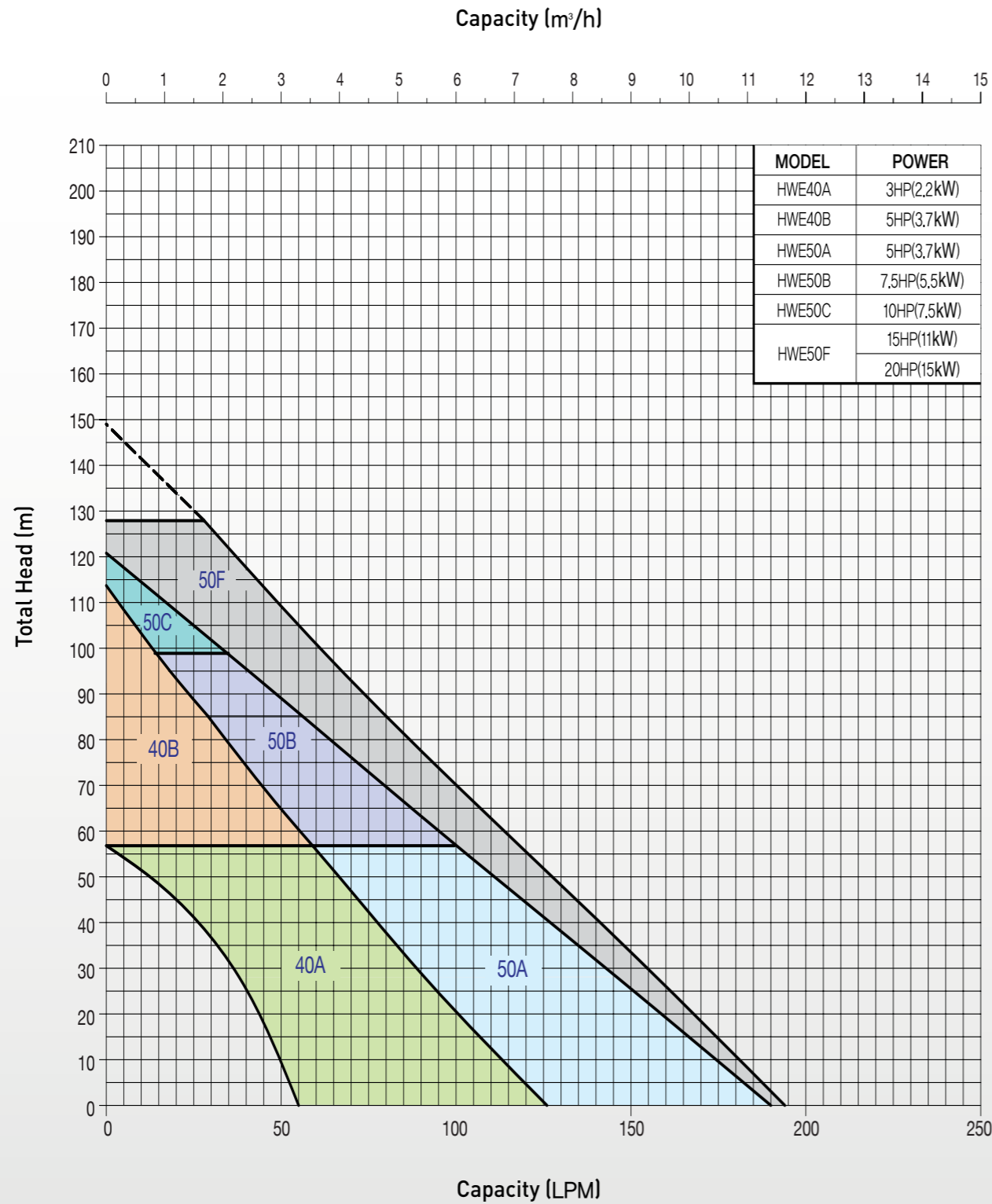
※ GC200 : Cast Iron / HBsC3 : Brass / SSC13 : Stainless Steel Casing  
 ※ SM45C : Carbon Steel / STS304 : Stainless Steel

## 선정도 Selection Chart

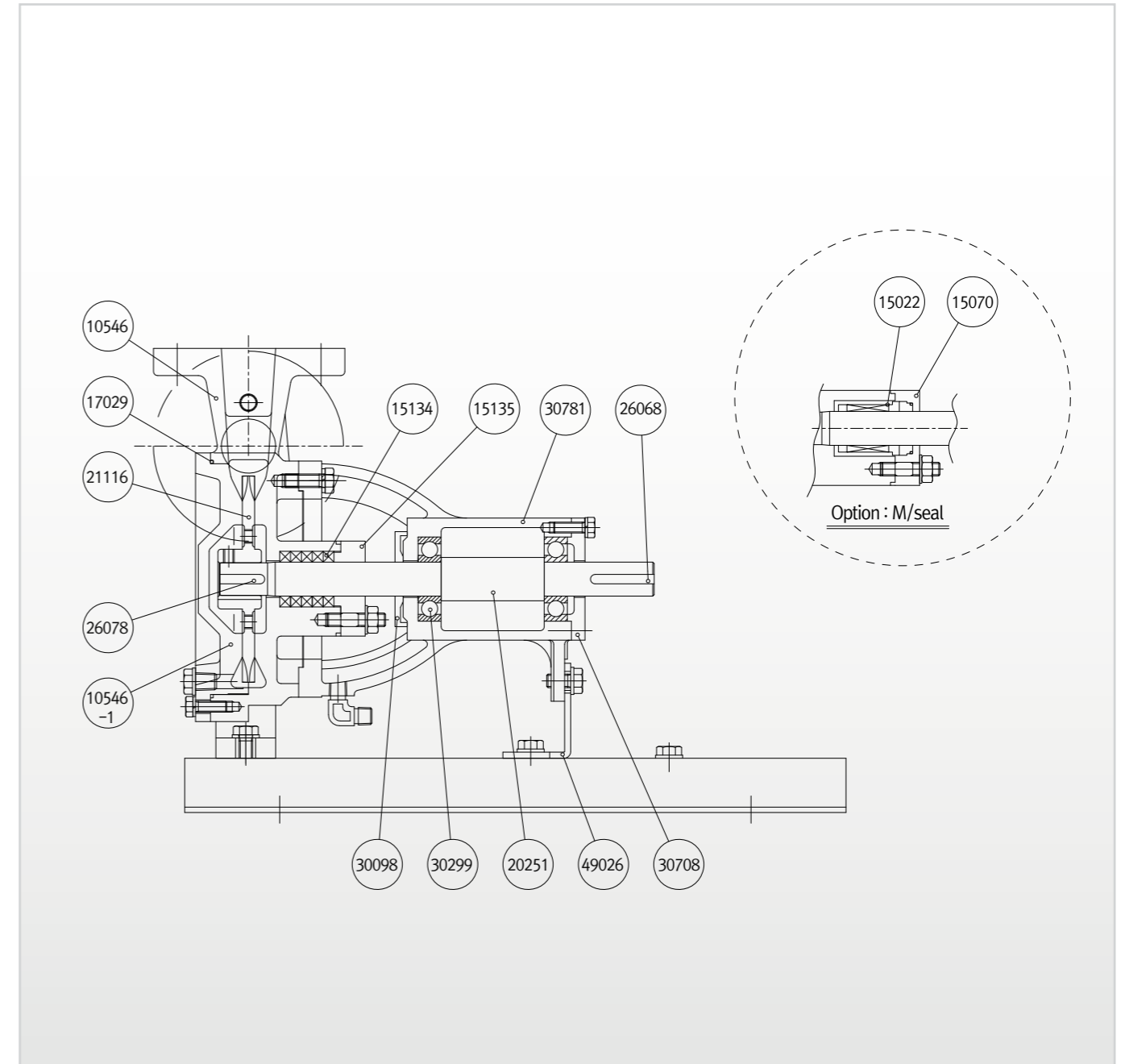


## 선택도 Selection Chart

50Hz (1450RPM)



## 조립 단면도 Sectional Drawing



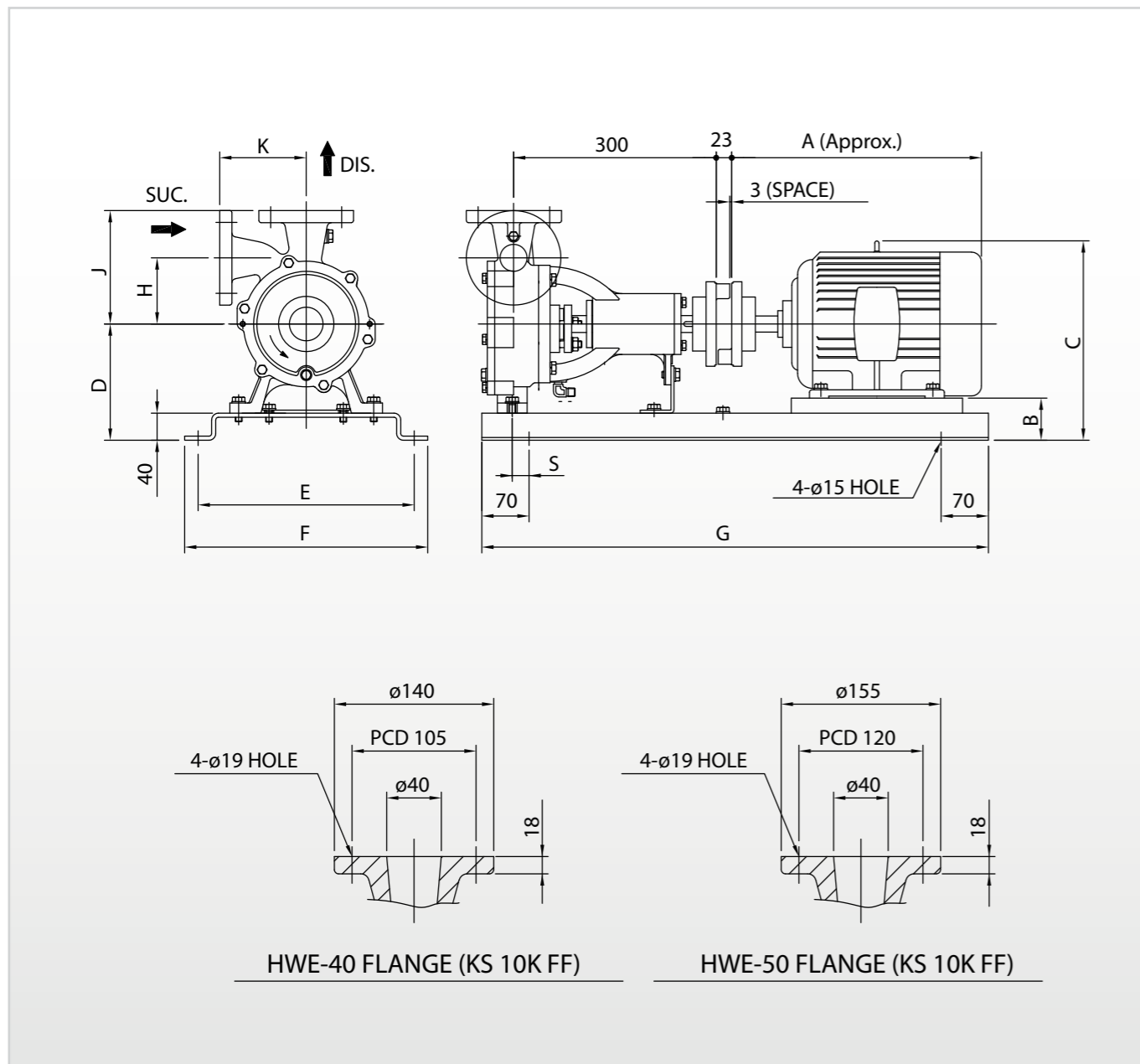
부품번호 Part No.	부품명 Part Name	표준재질 Standard Material	선택사양 Option	부품번호 Part No.	부품명 Part Name	표준재질 Standard Material	선택사양 Option
10546	Casing	GC200	-	21116	Impeller	HBsC3	-
10546-1	Casing Cover	GC200	-	26068	Coupling Key	SM40C	-
15022	Mechanical Seal	SiC/CARBON	-	26078	Impeller Key	SM40C	-
15070	M/Seal Cover	GC200	-	30098	Deflector	N.B.R	-
15134	Packing	CARBON FIBER	-	30299	Bearing	STEEL	-
15135	Packing Retainer	GC200	-	30708	Bearing Cover	GC200	-
17029	O-Ring	N.B.R	-	30781	Bearing Bracket	GC200	-
20251	Shaft	SM45C	STS304	49026	Bracket Support	SS275	-

※ CARBON FIBER : Carbonized Fiber Impregnated with PTFE Braided Packing  
 ※ Part No. 15022, 15070 are applicable for M/Seal Option.

# HWE

Horizontal Westco Pump

## 외형도 & 외형 치수표 Outline Drawing & Dimension



# HWE

Horizontal Westco Pump

unit : mm

모델 Model	동력 Power		Pump & Motor Dimension											Bearing No	중량 Weight (kg)				
	kW	HP	A	B	C	D	E	F	G	H	J	K	S						
HWE 40A	2.2	3	376	72	320	172	320	360	740	98	170	130	23	6305ZZ	78				
HWE 40B	3.7	5	378	60	340										86				
HWE 40C	5.5	7.5	442	40	360										102				
HWE 40D	7.5	10	481												116				
HWE 50A	3.7	5	378	60	340	172	320	360	750	100	180	140	25	6305ZZ	91				
HWE 50B	5.5	7.5	442	40	360										106				
HWE 50C	7.5	10	481												40	424	200	380	420
HWE 50D	11	15	588	40	424														
HWE 50F	11	15	588			40	424	200	380	420	850	941	163						
	15	20	632																

Springs of Living Water