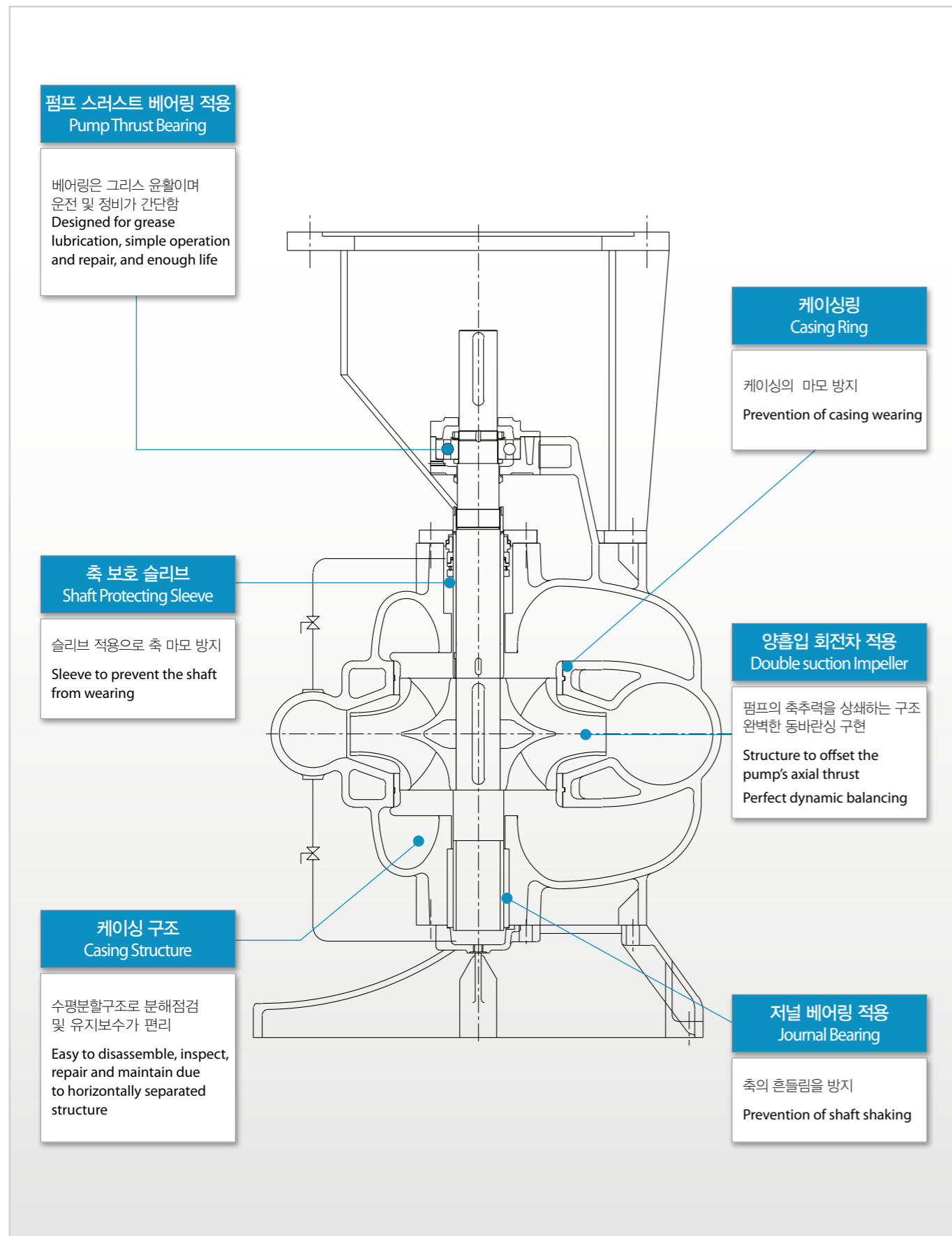
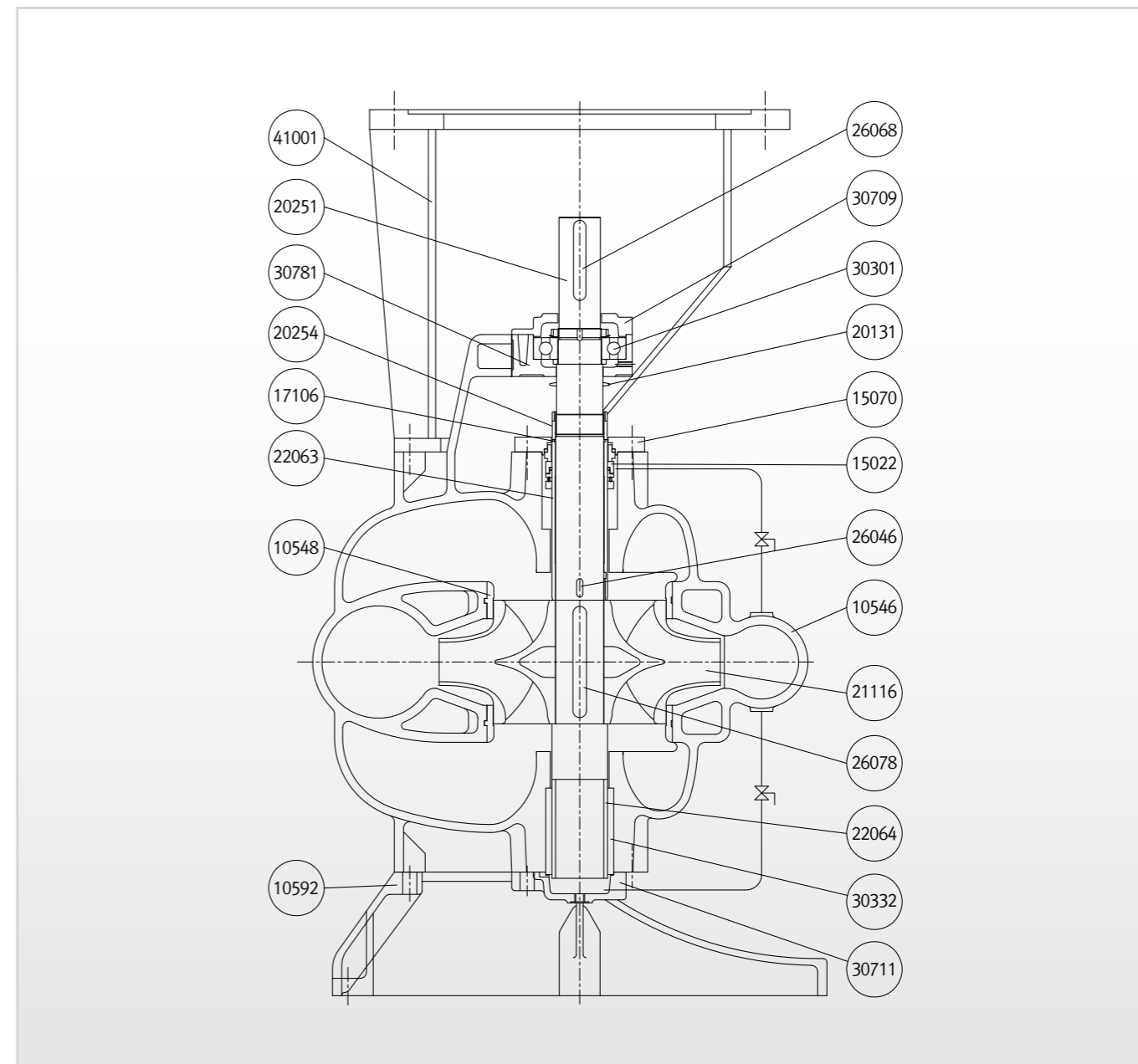


구조 특징 Structural Features



조립 단면도 Sectional Drawing

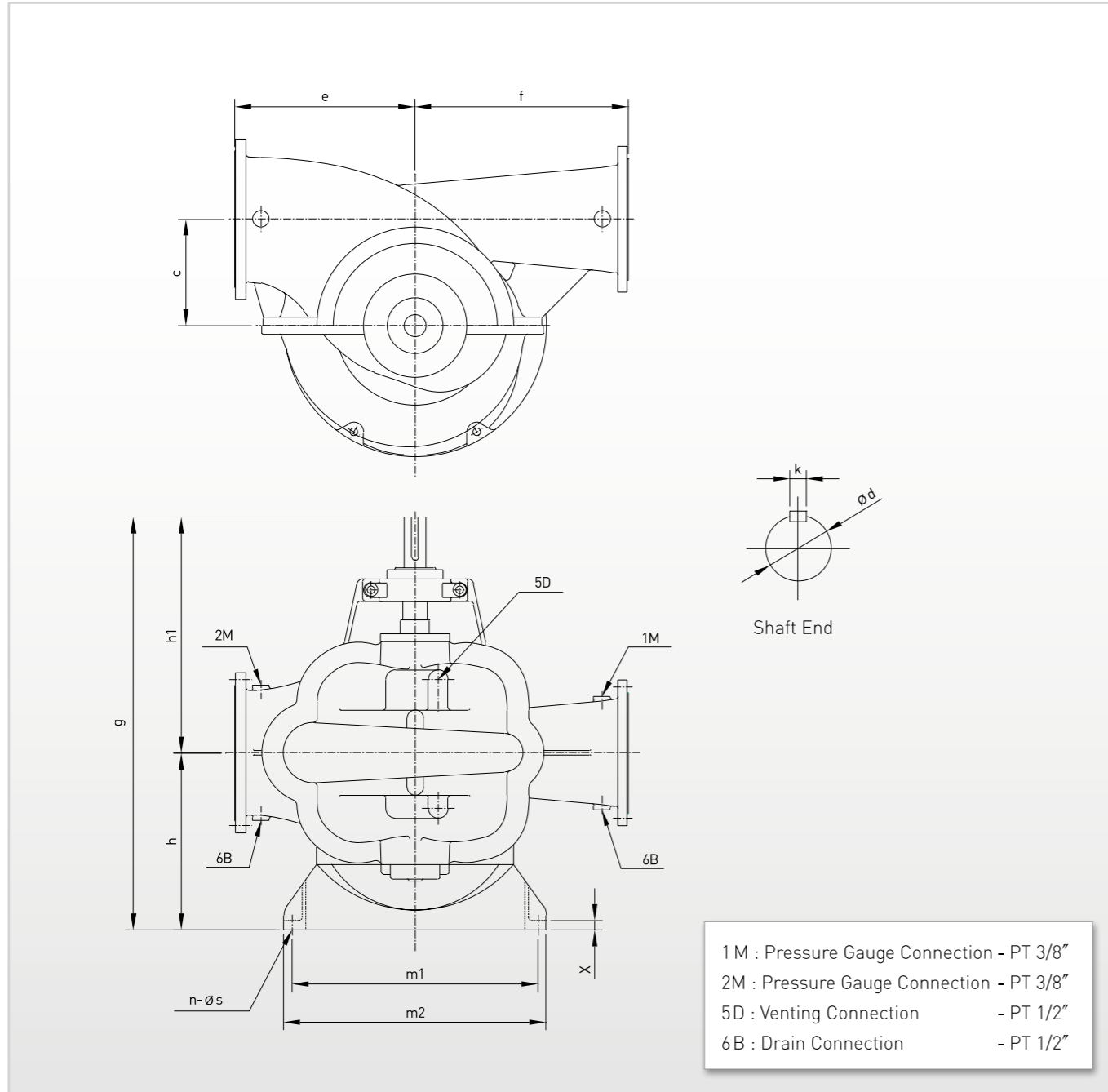


부품번호 Part No.	부품명 Part Name	표준재질 Standard Material	선택사양 Option	부품번호 Part No.	부품명 Part Name	표준재질 Standard Material	선택사양 Option
10546	Casing	GC200	GCD450/SC410/SSC13,14,16	22064	Shaft Sleeve	STS304	STS316,316L
10548	Casing Wearing Ring	GC200	SSC13,14,16	26046	Sleeve Key	SM45C	STS304,316,316L
10592	Pump Foot	GC200	-	26068	Coupling Key	SM45C	-
15022	Mechanical Seal	SiC/Carbon	-	26078	Impeller Key	SM45C	STS304,316,316L
15070	M/Seal Cover	STS304	STS316,316L	30301	Ball Bearing	Steel	-
17106	O-ring	Rubber	-	30332	Journal Bearing	ACM	Thordon
20131	Protect Ring	Rubber	-	30709	Bearing Cover	GC200	-
20251	Shaft	SM45C	SCM440/STS304,316,316L	30711	Bearing Cover-E	GC200	-
20254	Shaft Nut	SM45C	STS304,316,316L	30781	Bearing Housing	GC200	-
21116	Impeller	GC200	CAC406/SSC13,14,16	41001	Motor Stool	SS275	-
22063	Shaft Sleeve	STS304	STS316,316L				

VD

Vertical Double Suction Pump

외형도 & 외형 치수표 Outline Drawing & Dimension



- 1 M : Pressure Gauge Connection - PT 3/8"
- 2 M : Pressure Gauge Connection - PT 3/8"
- 5 D : Venting Connection - PT 1/2"
- 6 B : Drain Connection - PT 1/2"

unit : mm

Model	구경 Diameter		Pump											Stub dh6	Shaft k	중량 Weight (kg)
	흡입 Suction	토출 Discharge	c	e	f	g	h	h1	m1	m2	n	s	x			
VD200-340	250	200	240	400	400	980	385	595	650	700	6	18	25	45	14	568
VD200-400	250	200	240	450	450	970	375	595	650	700	6	18	25	45	14	640
VD250-340	300	250	300	500	500	1110	455	655	650	700	6	18	25	55	16	799
VD250-400	300	250	300	550	550	1095	415	680	650	700	6	18	25	55	16	885
VD300-340	350	300	330	650	500	1247	520	727	650	700	6	18	25	65	20	1168
VD300-400	350	300	325	550	650	1255	535	720	750	800	6	23	28	65	20	1280

※ 전동기 사양에 따라 외형도가 상이하므로 별도 문의바랍니다.
 ※ The appearance varies by motor specifications. For more information, contact to head office.



VD

Vertical Double Suction Pump